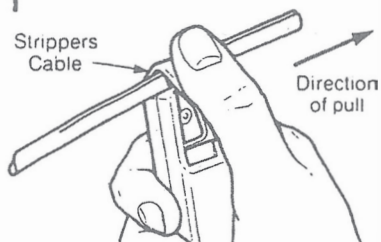


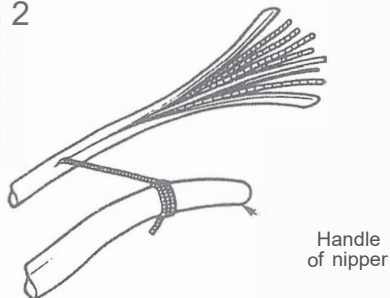
1



Using correctly adjusted Strippers Cable Sheath 7. make 1wo diametrically opposite longitudinal cuts on the cable sheath to expose 150-200mm of cable core.

NB There is a spare blade in the handle of this tool.

2

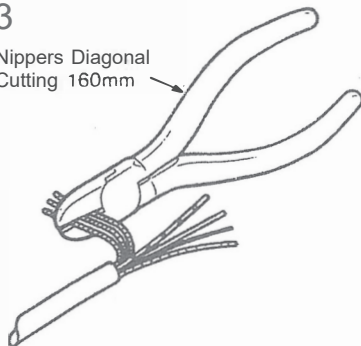


Extract the rip cord and wrap it around a suitable bar (eg handle of nippers).

Pull slowly to split the cable sheath 10th the required length.

3

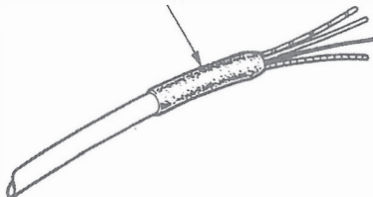
Nippers Diagonal Cutting 160mm



Remove excess sheath and cut strength members to a length of 20mm.

4

Sleeve Dropwire Protection 2A



Fold back strength members along sheath and place a Sleeve Dropwire Protection 2A over the strength members and sheath.

openreach