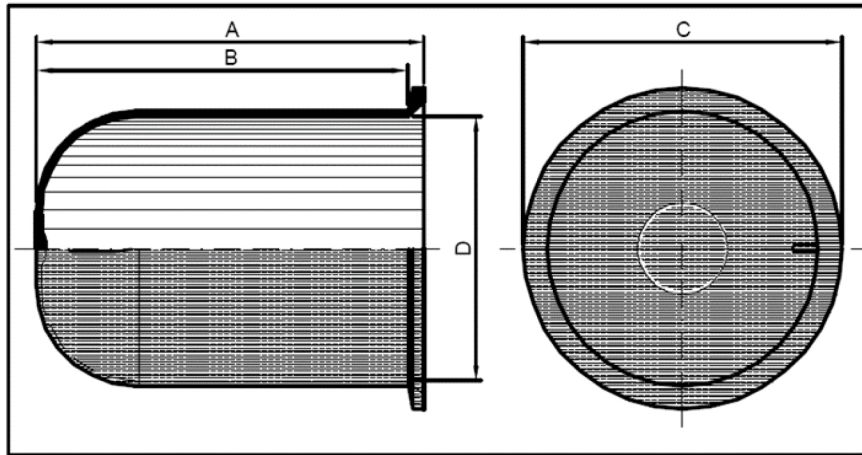



# DOMES RESIN CLOSURES

These Ready Access Jointing Closures (Model No.s 30A, 31A, and 32B) offer total environmental protection of sensitive telephone equipment. Constructed of non-corrosive, high performance polypropylene material, the closures have a jointing capacity of up to 500 pairs on cables of up to 56mm diameter. The resin-filled base can be used as an air block if required.



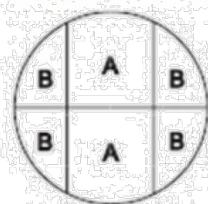
Dome Closure	Outside Length A	Inside Length B	Outside Diameter C	Inside Diameter
Sleeve 30	200mm +/-	195mm +/-	88mm	61mm
Sleeve 31	200mm +/-	195mm +/-	123mm	96mm
Sleeve 31 Extended	275mm +/-	270mm +/-	124mm	96mm
Sleeve 32	200mm +/-	195mm +/-	165mm	135mm
Sleeve 32 Extended	275mm +/-	269mm +/-	165mm	135mm

### 30A BASE

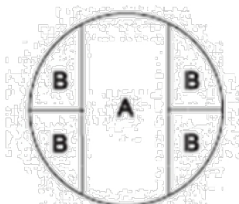


**STD Base**  
 A = 17 max Ø cable  
 B = 13 max Ø cable  
 C = 55 int Ø base

### 32B BASES

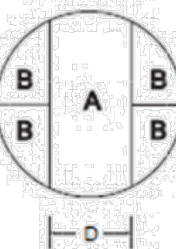


**STD Base**  
 A = 54 max Ø cable  
 B = 22 max Ø cable  
 C = 129 int Ø base  
 D = 64 int width



**Non STD Base**  
 A = 60 max Ø cable  
 B = 14 max Ø cable  
 C = 129 int Ø base  
 D = 82 int width

### 31A BASE



**STD Base**  
 A = 32 max Ø cable  
 B = 12 max Ø cable  
 C = 90 int Ø base  
 D = 40 int width

All dimensions in mm